

Fire Programs Fund - Aid to Localities
FY2026
Allocations and Payments

INVOICE#	Vendor ID	FY2026	ACTUAL	FIPS Code	Description	Allocation
		Allocation	2026			Allocation
						Made
						EFT
						Amount
						at 100%
26ATL	0000062868	\$ 136,033	\$136,033	001	Accomack Co.	
26ATL	0000055787	\$ 626,346	\$626,346	003	Albemarle Co.	
26ATL	0000050451	\$ 82,029	\$82,029	005	Alleghany Co.	
1Q26ATL007	0000050352	\$ 74,243	\$74,243	007	Amelia Co.	\$74,243
26ATL	0000050709	\$ 163,413	\$163,413	009	Amherst Co.	
26ATL	0000070541	\$ 78,827	\$78,827	011	Appomattox Co.	
26ATL	0000055179	\$ 1,335,667	\$1,335,667	013	Arlington Co.	
26ATL	0000053514	\$ 428,640	\$428,640	015	Augusta Co.	
26ATL	0000054962	\$ 30,000	\$30,000	017	Bath Co.	
26ATL	0000053192	\$ 407,484	\$407,484	019	Bedford Co.	
26ATL	0000049994	\$ 35,093	\$35,093	021	Bland Co.	
26ATL	0000059429	\$ 174,551	\$174,551	023	Botetourt Co.	
26ATL	0000052074	\$ 80,014	\$80,014	025	Brunswick Co.	
26ATL	0000058371	\$ 109,028	\$109,028	027	Buchanan Co.	
1Q26ATL029	0000050819	\$ 91,722	\$91,722	029	Buckingham Co.	\$91,722
1Q26ATL031	0000053925	\$ 286,719	\$286,719	031	Campbell Co.	\$286,719
26ATL	0000050384	\$ 165,238	\$165,238	033	Caroline Co.	
1Q26ATL035	0000050477	\$ 147,037	\$147,037	035	Carroll Co.	\$147,037
26ATL	0000101865	\$ 37,908	\$37,908	036	Charles City Co.	
26ATL	0000087842	\$ 52,902	\$52,902	037	Charlotte Co.	
1Q26ATL041	0000055186	\$ 2,040,347	\$2,040,347	041	Chesterfield Co.	\$2,040,347
1Q26ATL043	0000065373	\$ 52,947	\$52,947	043	Clarke Co.	\$52,947
1Q26ATL045	0000054437	\$ 30,000	\$30,000	045	Craig Co.	\$30,000
26ATL	0000052065	\$ 181,844	\$181,844	047	Culpeper Co.	
26ATL	0000050267	\$ 51,234	\$51,234	049	Cumberland Co.	
26ATL	0000032598	\$ 67,269	\$67,269	051	Dickenson Co.	
1Q26ATL053	0000053747	\$ 153,859	\$153,859	053	Dinwiddie Co.	\$153,859
26ATL	0000111456	\$ 47,048	\$47,048	057	Essex Co.	
1Q26ATL059	,0000056645	\$ 6,188,103	\$6,188,103	059	Fairfax Co.	\$6,188,103
26ATL	0000053804	\$ 347,256	\$347,256	061	Fauquier Co.	
1Q26ATL063	0000111457	\$ 84,111	\$84,111	063	Floyd Co.	\$84,111
26ATL	0000053940	\$ 152,298	\$152,298	065	Fluvanna Co.	
1Q26ATL067	,0000054829	\$ 276,012	\$276,012	067	Franklin Co.	\$276,012
1Q26ATL069	,0000046246	\$ 492,798	\$492,798	069	Frederick Co.	\$492,798
1Q26ATL071	0000055332	\$ 54,788	\$54,788	071	Giles Co.	\$54,788
1Q26ATL073	,0000050435	\$ 216,663	\$216,663	073	Gloucester Co.	\$216,663
26ATL	0000050207	\$ 138,395	\$138,395	075	Goochland Co.	
26ATL	0000053275	\$ 76,829	\$76,829	077	Grayson Co.	
26ATL	0000050255	\$ 113,075	\$113,075	079	Greene Co.	
1Q26ATL081	0000050198	\$ 60,855	\$60,855	081	Greensville Co.	\$60,855
1Q26ATL083	0000056801	\$ 138,160	\$138,160	083	Halifax Co.	\$138,160
26ATL	0000046248	\$ 573,203	\$573,203	085	Hanover Co.	\$0
26ATL	0000046249	\$ 1,871,550	\$1,871,550	087	Henrico Co.	
1Q26ATL089	0000053938	\$ 280,943	\$280,943	089	Henry Co.	\$280,943
26ATL	0000050955	\$ 30,000	\$30,000	091	Highland Co.	
26ATL	0000055532	\$ 152,947	\$152,947	093	Isle of Wight Co.	
1Q26ATL095	0000055943	\$ 437,982	\$437,982	095	James City Co.	\$437,982
26ATL	0000054590	\$ 36,984	\$36,984	097	King & Queen Co.	
26ATL	0000052252	\$ 149,567	\$149,567	099	King George Co.	
26ATL	0000051259	\$ 80,573	\$80,573	101	King William Co.	
26ATL	0000053598	\$ 48,654	\$48,654	103	Lancaster Co.	

Fire Programs Fund - Aid to Localities
FY2026
Allocations and Payments

INVOICE#	Vendor ID	FY2026 Allocation	ACTUAL 2026 Allocation	FIPS Code	Description	Allocation Payments Made
		Allocation	Allocation			EFT Amount at 100%
26ATL	0000054484	\$ 110,131	\$110,131	105	Lee Co.	
26ATL	0000053614	\$ 2,009,245	\$2,009,245	107	Loudoun Co.	
1Q26ATL109	0000053902	\$ 196,670	\$196,670	109	Louisa Co.	\$196,670
26ATL	0000053227	\$ 50,876	\$50,876	111	Lunenburg Co.	
1Q26ATL113	0000065252	\$ 76,297	\$76,297	113	Madison Co.	\$76,297
26ATL	0000052038	\$ 47,759	\$47,759	115	Mathews Co.	
26ATL	0000050100	\$ 119,293	\$119,293	117	Mecklenburg Co.	
1Q26ATL119	0000111460	\$ 56,714	\$56,714	119	Middlesex Co.	\$56,714
26ATL	0000050705	\$ 176,566	\$176,566	121	Montgomery Co.	
1Q26ATL125	0000053203	\$ 82,695	\$82,695	125	Nelson Co.	\$82,695
26ATL	0000052040	\$ 128,421	\$128,421	127	New Kent Co.	
1Q26ATL131	0000052041	\$ 46,068	\$46,068	131	Northampton Co.	\$46,068
26ATL	0000052042	\$ 65,853	\$65,853	133	Northumberland Co.	
1Q26ATL135	0000053332	\$ 53,792	\$53,792	135	Nottoway Co.	\$53,792
26ATL	0000050424	\$ 167,751	\$167,751	137	Orange Co.	
26ATL	0000054904	\$ 82,213	\$82,213	139	Page Co.	
26ATL	0000052044	\$ 90,541	\$90,541	141	Patrick Co.	
1Q26ATL143	0000050289	\$ 317,301	\$317,301	143	Pittsylvania Co.	\$317,301
26ATL	0000053856	\$ 169,772	\$169,772	145	Powhatan Co.	
26ATL	0000050662	\$ 83,254	\$83,254	147	Prince Edward Co.	
26ATL	0000053261	\$ 240,724	\$240,724	149	Prince George Co.	
26ATL	0000055571	\$ 2,649,398	\$2,649,398	153	Prince William Co.	
1Q26ATL155	0000054816	\$ 123,877	\$123,877	155	Pulaski Co.	\$123,877
1Q26ATL157	0000111465	\$ 40,645	\$40,645	157	Rappahannock Co.	\$40,645
26ATL	0000106394	\$ 40,779	\$40,779	159	Richmond Co.	
1Q26ATL161	0000050429	\$ 497,400	\$497,400	161	Roanoke Co.	\$497,400
26ATL	0000065811	\$ 118,991	\$118,991	163	Rockbridge Co.	
26ATL	0000054078	\$ 347,367	\$347,367	165	Rockingham Co.	
1Q26ATL167	0000054782	\$ 118,129	\$118,129	167	Russell Co.	\$118,129
26ATL	0000053650	\$ 98,008	\$98,008	169	Scott Co.	
26ATL	0000052023	\$ 143,986	\$143,986	171	Shenandoah Co.	
26ATL	0000050759	\$ 116,063	\$116,063	173	Smyth Co.	
26ATL	0000050178	\$ 85,790	\$85,790	175	Southampton Co.	
1Q26ATL177	0000055945	\$ 783,748	\$783,748	177	Spotsylvania Co.	\$783,748
26ATL	0000054931	\$ 878,308	\$878,308	179	Stafford Co.	
26ATL	0000055792	\$ 32,445	\$32,445	181	Surry Co.	
26ATL	0000050427	\$ 43,499	\$43,499	183	Sussex Co.	
26ATL	0000060489	\$ 135,720	\$135,720	185	Tazewell Co.	
26ATL	0000050002	\$ 143,930	\$143,930	187	Warren Co.	
1Q26ATL191	0000057281	\$ 242,000	\$242,000	191	Washington Co.	\$242,000
26ATL	0000070476	\$ 79,678	\$79,678	193	Westmoreland Co.	
26ATL	0000046254	\$ 130,380	\$130,380	195	Wise Co.	
26ATL	0000053846	\$ 103,426	\$103,426	197	Wythe Co.	
1Q26ATL199	0000053349	\$ 392,037	\$392,037	199	York Co.	\$392,037
1Q26ATL300	0000050760	\$ 46,880	\$46,880	300	Abingdon (Town)	\$46,880
26ATL	0000111328	\$ 15,000	\$15,000	301	Accomac (Town)	
26ATL	0000062562	\$ 15,000	\$15,000	302	Alberta (Town)	
1Q26ATL303	0000050230	\$ 18,906	\$18,906	303	Altavista (Town)	\$18,906
26ATL	0000052076	\$ 15,000	\$15,000	304	Amherst (Town)	
1Q26ATL305	0000052066	\$ 15,000	\$15,000	305	Appalachia (Town)	\$15,000
26ATL	0000052067	\$ 15,000	\$15,000	306	Appomattox (Town)	

Fire Programs Fund - Aid to Localities
FY2026
Allocations and Payments

INVOICE#	Vendor ID	FY2026 Allocation	ACTUAL 2026 Allocation	FIPS Code	Description	Allocation Payments Made
		Allocation	Allocation			EFT Amount at 100%
26ATL	0000052068	\$ 42,341	\$42,341	307	Ashland (Town)	
26ATL	0001344273	\$ 15,000	\$15,000	308	Belle Haven (Town)	
26ATL	0000052070	\$ 25,600	\$25,600	309	Berryville (Town)	
26ATL	0000052071	\$ 29,406	\$29,406	310	Big Stone Gap (Town)	
26ATL	0000050234	\$ 250,888	\$250,888	311	Blacksburg (Town)	
1Q26ATL312	0000052072	\$ 18,761	\$18,761	312	Blackstone (Town)	\$18,761
1Q26ATL313	0000118657	\$ 15,000	\$15,000	313	Bloxom (Town)	\$15,000
1Q26ATL314	0000052073	\$ 28,522	\$28,522	314	Bluefield (Town)	\$28,522
1Q 26ATL315	0000111471	\$ 15,000	\$15,000	315	Boones Mill (Town)	\$15,000
26ATL	0000050445	\$ 15,000	\$15,000	316	Bowling Green (Town)	
26ATL	0000058960	\$ 15,000	\$15,000	317	Boyce (Town)	
26ATL	0000055979	\$ 15,000	\$15,000	318	Boydton (Town)	
26ATL	0000111470	\$ 15,000	\$15,000	319	Boykins (Town)	
26ATL	0000111300	\$ 15,000	\$15,000	320	Branchville (Town)	
26ATL	0000050232	\$ 36,917	\$36,917	321	Bridgewater (Town)	
26ATL	0000052256	\$ 23,339	\$23,339	322	Broadway (Town)	
1Q26ATL323	0000056906	\$ 15,000	\$15,000	323	Brodnax (Town)	\$15,000
26ATL	0000058607	\$ 15,000	\$15,000	324	Brookneal (Town)	
26ATL	0000050152	\$ 15,000	\$15,000	325	Buchanan (Town)	
1Q26ATL326	0000091067	\$ 15,000	\$15,000	326	Burkeville (Town)	\$15,000
26ATL	0000055292	\$ 15,000	\$15,000	327	Cape Charles (Town)	
26ATL	0000052230	\$ 15,000	\$15,000	328	Capron (Town)	
26ATL	0000056679	\$ 15,000	\$15,000	329	Cedar Bluff (Town)	
1Q26ATL330	0000111331	\$ 15,000	\$15,000	330	Charlotte C. H. (Town)	\$15,000
1Q26ATL331	0000052060	\$ 15,000	\$15,000	331	Chase City (Town)	\$15,000
26ATL	0000050412	\$ 15,000	\$15,000	332	Chatham (Town)	
26ATL	0000057896	\$ 15,000	\$15,000	333	Cheriton (Town)	
1Q26ATL334	0000050786	\$ 15,000	\$15,000	334	Chilhowie (Town)	\$15,000
1Q26ATL335	0000053359	\$ 18,716	\$18,716	335	Chincoteague (Town)	\$18,716
26ATL	0000052061	\$ 130,677	\$130,677	336	Christiansburg (Town)	
26ATL	0000111224	\$ 15,000	\$15,000	337	Claremont (Town)	
26ATL	0000050195	\$ 15,000	\$15,000	338	Clarksville (Town)	
1Q26ATL339	0000111481	\$ 15,000	\$15,000	339	Cleveland (Town)	\$15,000
1Q26ATL340	0000052608	\$ 15,000	\$15,000	340	Clifton (Town)	\$15,000
26ATL	0000111390	\$ 15,000	\$15,000	341	Clinchport (Town)	
26ATL	0000111454	\$ 15,000	\$15,000	342	Clintwood (Town)	
1Q26ATL344	0000052062	\$ 15,000	\$15,000	344	Coeburn (Town)	\$15,000
26ATL	0000046245	\$ 21,873	\$21,873	345	Colonial Beach (Town)	
1Q26ATL347	0000056971	\$ 15,000	\$15,000	347	Courtland (Town)	\$15,000
26ATL	0000069397	\$ 15,000	\$15,000	348	Craigsville (Town)	
26ATL	0000053028	\$ 15,000	\$15,000	349	Crewe (Town)	
1Q26ATL350	0000052064	\$ 112,285	\$112,285	350	Culpeper (Town)	\$112,285
26ATL	0000063733	\$ 15,000	\$15,000	351	Damascus (Town)	
26ATL	0000052251	\$ 15,000	\$15,000	352	Dayton (Town)	
26ATL	0000111484	\$ 15,000	\$15,000	353	Dendron (Town)	
26ATL	0000053236	\$ 15,000	\$15,000	354	Dillwyn (Town)	
26ATL	0000111476	\$ 15,000	\$15,000	355	Drakes Branch (Town)	
26ATL	0000050353	\$ 15,011	\$15,011	357	Dublin (Town)	
26ATL	0000111000	\$ 15,000	\$15,000	358	Duffield (Town)	
26ATL	0000052219	\$ 31,785	\$31,785	359	Dumfries (Town)	
1Q26ATL360	0000091830	\$ 15,000	\$15,000	360	Dungannon (Town)	\$15,000

Fire Programs Fund - Aid to Localities
FY2026
Allocations and Payments

INVOICE#	Vendor ID	FY2026 Allocation	ACTUAL 2026 Allocation	FIPS Code	Description	Allocation Payments Made
		Allocation	Allocation			EFT Amount at 100%
26ATL	0000111482	\$ 15,000	\$15,000	361	Eastville (Town)	
26ATL	0000052050	\$ 15,000	\$15,000	362	Edinburg (Town)	
26ATL	0000053030	\$ 16,461	\$16,461	363	Elkton (Town)	
26ATL	0000055950	\$ 15,000	\$15,000	364	Exmore (Town)	
1Q26ATL365	0000052052	\$ 41,826	\$41,826	365	Farmville (Town)	\$41,826
1Q26ATL366	0000052141	\$ 15,000	\$15,000	366	Fincastle (Town)	\$15,000
1Q26ATL367	0000059083	\$ 15,000	\$15,000	367	Floyd (Town)	\$15,000
26ATL	0000055522	\$ 15,000	\$15,000	368	Fries (Town)	
26ATL	0000052056	\$ 84,015	\$84,015	369	Front Royal (Town)	
1Q26ATL370	0000051481	\$ 15,000	\$15,000	370	Gate City (Town)	\$15,000
26ATL	0000111477	\$ 15,000	\$15,000	371	Glade Spring (Town)	
1Q26ATL372	0000050956	\$ 15,000	\$15,000	372	Glasgow (Town)	\$15,000
26ATL	0000060236	\$ 15,000	\$15,000	373	Glen Lyn (Town)	
26ATL	0000056153	\$ 15,000	\$15,000	374	Gordonsville (Town)	
26ATL	0000111330	\$ 15,000	\$15,000	375	Goshen (Town)	
26ATL	0000052009	\$ 15,000	\$15,000	376	Gretna (Town)	
26ATL	0000050222	\$ 16,225	\$16,225	377	Grottoes (Town)	
1Q26ATL378	0000050983	\$ 15,000	\$15,000	378	Grundy (Town)	\$15,000
26ATL	0000052058	\$ 15,000	\$15,000	379	Halifax (Town)	
1Q26ATL380	0000111336	\$ 15,000	\$15,000	380	Hallwood (Town)	\$15,000
26ATL	0000054672	\$ 15,000	\$15,000	381	Hamilton (Town)	
1Q26ATL382	0000050019	\$ 15,000	\$15,000	382	Haymarket (Town)	\$15,000
26ATL	0000111475	\$ 15,000	\$15,000	383	Haysi (Town)	
1Q26ATL384	0000050223	\$ 137,992	\$137,992	384	Herndon (Town)	\$137,992
1Q26ATL385	0000065319	\$ 15,000	\$15,000	385	Hillsboro (Town)	\$15,000
26ATL	0000050027	\$ 16,142	\$16,142	386	Hillsville (Town)	
26ATL	0000111478	\$ 15,000	\$15,000	387	Honaker (Town)	
26ATL	0000111282	\$ 15,000	\$15,000	388	Hurt (Town)	
1Q26ATL389	0000052004	\$ 15,000	\$15,000	389	Independence (Town)	\$15,000
26ATL	0000111458	\$ 15,000	\$15,000	390	Iron Gate (Town)	
26ATL	0000100896	\$ 15,000	\$15,000	391	Irvington (Town)	
26ATL	0000111319	\$ 15,000	\$15,000	392	Ivor (Town)	
26ATL	0000111459	\$ 15,000	\$15,000	393	Jarratt (Town)	
26ATL	0000052010	\$ 15,000	\$15,000	394	Jonesville (Town)	
26ATL	0000111345	\$ 15,000	\$15,000	395	Keller (Town)	
26ATL	0000092309	\$ 15,000	\$15,000	396	Kenbridge (Town)	
1Q26ATL397	0000091031	\$ 15,000	\$15,000	397	Keysville (Town)	\$15,000
26ATL	0000053758	\$ 15,000	\$15,000	398	Kilmarnock (Town)	
1Q26ATL399	0000055136	\$ 15,000	\$15,000	399	La Crosse (Town)	\$15,000
26ATL	0000052046	\$ 15,000	\$15,000	400	Lawrenceville (Town)	
26ATL	0000052005	\$ 17,681	\$17,681	401	Lebanon (Town)	
26ATL	0000052047	\$ 270,052	\$270,052	402	Leesburg (Town)	
26ATL	0000107402	\$ 15,000	\$15,000	403	Louisa (Town)	
26ATL	0000054794	\$ 15,078	\$15,078	404	Lovettsville (Town)	
26ATL	0000052048	\$ 27,039	\$27,039	405	Luray (Town)	
26ATL	0000111293	\$ 15,000	\$15,000	406	Madison (town)	
26ATL	0000052036	\$ 32,188	\$32,188	407	Marion (Town)	
26ATL	0000111473	\$ 15,000	\$15,000	408	McKenney (Town)	
26ATL	0000111381	\$ 15,000	\$15,000	409	Melfa (Town)	
26ATL	0000096053	\$ 15,000	\$15,000	410	Middleburg (Town)	
26ATL	0000052012	\$ 15,000	\$15,000	411	Middletown (Town)	

Fire Programs Fund - Aid to Localities
FY2026
Allocations and Payments

INVOICE#	Vendor ID	FY2026	ACTUAL	FIPS Code	Description	Allocation
		Allocation	2026			Payments
		Allocation	Allocation			Made
						EFT
						Amount
						at 100%
26ATL	0000111273	\$ 15,000	\$15,000	412	Mineral (Town)	
26ATL	0000050454	\$ 15,000	\$15,000	413	Monterey (Town)	
1Q26ATL414	0000111469	\$ 15,000	\$15,000	414	Montross (Town)	\$15,000
26ATL	0000111399	\$ 15,000	\$15,000	415	Mount Crawford (Town)	
1Q26ATL416	0000053647	\$ 15,000	\$15,000	416	Mount Jackson (Town)	\$15,000
26ATL	0000050228	\$ 15,000	\$15,000	417	Narrows (Town)	
26ATL	0000111317	\$ 15,000	\$15,000	418	Nassawadox (Town)	
1Q26ATL419	0000106014	\$ 15,000	\$15,000	419	New Castle (Town)	\$15,000
26ATL	0000050311	\$ 15,000	\$15,000	420	New Market (Town)	
26ATL	0000111347	\$ 15,000	\$15,000	421	Newsoms (Town)	
1Q26ATL422	0000052140	\$ 15,000	\$15,000	422	Nickelsville (Town)	\$15,000
26ATL	0000111286	\$ 15,000	\$15,000	423	Occoquan (Town)	
1Q26ATL424	0000052043	\$ 15,000	\$15,000	424	Onancock (Town)	\$15,000
26ATL	0000111489	\$ 15,000	\$15,000	425	Onley (Town)	
26ATL	0000050235	\$ 27,314	\$27,314	426	Orange (Town)	
26ATL	0000111333	\$ 15,000	\$15,000	427	Painter (Town)	
26ATL	0000053869	\$ 15,000	\$15,000	428	Pamplin (Town)	
26ATL	0000111462	\$ 15,000	\$15,000	429	Parksley (Town)	
26ATL	0000052030	\$ 16,281	\$16,281	430	Pearisburg (Town)	
26ATL	0000111468	\$ 15,000	\$15,000	431	Pembroke (Town)	
26ATL	0000055680	\$ 15,000	\$15,000	432	Pennington Gap (Town)	
26ATL	0000111332	\$ 15,000	\$15,000	433	Phenix (Town)	
26ATL	0000111463	\$ 15,000	\$15,000	434	Pocahontas (Town)	
26ATL	0000111391	\$ 15,000	\$15,000	435	Port Royal (Town)	
26ATL	0000111464	\$ 15,000	\$15,000	436	Pound (Town)	
1Q26ATL437	0000050229	\$ 50,288	\$50,288	437	Pulaski (Town)	\$50,288
1Q26ATL438	0000052031	\$ 49,975	\$49,975	438	Purcellville (Town)	\$49,975
26ATL	0000056489	\$ 15,000	\$15,000	439	Quantico (Town)	
26ATL	0000111280	\$ 15,000	\$15,000	440	Remington (Town)	
26ATL	0000058547	\$ 15,000	\$15,000	441	Rich Creek (Town)	
26ATL	0000052032	\$ 29,445	\$29,445	442	Richlands (Town)	
26ATL	0000111316	\$ 15,000	\$15,000	443	Ridgeway (Town)	
1Q26ATL444	0000052035	\$ 27,442	\$27,442	444	Rocky Mount (Town)	\$27,442
26ATL	0000111271	\$ 15,000	\$15,000	445	Round Hill (Town)	
26ATL	0000052021	\$ 15,000	\$15,000	446	Rural Retreat (Town)	
26ATL	0000053216	\$ 15,000	\$15,000	448	Saint Paul (Town)	
26ATL	0000050226	\$ 15,000	\$15,000	449	Saltville (Town)	
26ATL	0000111325	\$ 15,000	\$15,000	450	Saxis (Town)	
26ATL	0000111323	\$ 15,000	\$15,000	451	Scottsburg (Town)	
26ATL	0000053340	\$ 15,000	\$15,000	452	Scottsville (Town)	
26ATL	0000052022	\$ 15,000	\$15,000	453	Shenandoah (Town)	
1Q26ATL454	0000054953	\$ 47,759	\$47,759	454	Smithfield (Town)	\$47,759
1Q26ATL455	0000052024	\$ 26,250	\$26,250	455	South Hill (Town)	\$26,250
26ATL	0000111488	\$ 15,000	\$15,000	456	Stanardsville (Town)	
26ATL	0000050351	\$ 15,000	\$15,000	457	Stanley (Town)	
26ATL	0000052027	\$ 15,000	\$15,000	458	Stephens City (Town)	
26ATL	0000111272	\$ 15,000	\$15,000	459	Stony Creek (Town)	
26ATL	0000052028	\$ 39,643	\$39,643	460	Strasburg (Town)	
26ATL	0000055053	\$ 15,000	\$15,000	461	Stuart (Town)	
26ATL	0000111304	\$ 15,000	\$15,000	462	Surry (Town)	
26ATL	0000056407	\$ 15,000	\$15,000	463	Tangier (Town)	






Fire Programs Fund - Aid to Localities
FY2026
Allocations and Payments

INVOICE#	Vendor ID	FY2026 Allocation	ACTUAL 2026 Allocation	FIPS Code	Description	Allocation Payments Made
		Allocation	Allocation			EFT Amount at 100%
1Q26ATL464	0000050444	\$ 15,000	\$15,000	464	Tappahannock (Town)	\$15,000
26ATL	0000052029	\$ 25,108	\$25,108	465	Tazewell (Town)	
26ATL	0000056846	\$ 15,000	\$15,000	466	The Plains (Town)	
1Q26ATL467	0000052011	\$ 16,584	\$16,584	467	Timberville (Town)	\$16,584
26ATL	0000111363	\$ 15,000	\$15,000	468	Toms Brook (Town)	
26ATL	0000111413	\$ 15,000	\$15,000	469	Troutdale (Town)	
26ATL	0000050418	\$ 15,000	\$15,000	470	Troutville (Town)	
1Q26ATL471	0000052014	\$ 15,000	\$15,000	471	Urbanna (Town)	\$15,000
26ATL	0000053029	\$ 15,000	\$15,000	472	Victoria (Town)	
1Q26ATL473	0000051010	\$ 92,198	\$92,198	473	Vienna (Town)	\$92,198
1Q26ATL474	0000057902	\$ 45,106	\$45,106	474	Vinton (Town)	\$45,106
26ATL	0000111466	\$ 15,000	\$15,000	475	Virgilina (Town)	
26ATL	0000085694	\$ 15,000	\$15,000	476	Wachapreague (Town)	
1Q26ATL477	0000050473	\$ 15,000	\$15,000	477	Wakefield (Town)	\$15,000
1Q26ATL478	0000052015	\$ 56,288	\$56,288	478	Warrenton (Town)	\$56,288
26ATL	0000052016	\$ 15,000	\$15,000	479	Warsaw (Town)	
26ATL	0000111297	\$ 15,000	\$15,000	480	Washington (Town)	
26ATL	0000050793	\$ 15,000	\$15,000	481	Waverly (Town)	
26ATL	0000063018	\$ 15,000	\$15,000	482	Weber City (Town)	
26ATL	0000050434	\$ 19,108	\$19,108	483	West Point (Town)	
26ATL	0000111303	\$ 15,000	\$15,000	484	White Stone (Town)	
1Q26ATL485	0000060689	\$ 15,369	\$15,369	485	Windsor (Town)	\$15,369
1Q26ATL486	0000052018	\$ 16,628	\$16,628	486	Wise (Town)	\$16,628
26ATL	0000046255	\$ 32,501	\$32,501	487	Woodstock (Town)	
26ATL	0000052019	\$ 46,259	\$46,259	488	Wytheville (Town)	
1Q26ATL490	0000111383	\$ 15,000	\$15,000	490	Clinchco (Town)	\$15,000
1Q26ATL492	0000046252	\$ 44,585	\$44,585	492	South Boston (Town)	\$44,585
26ATL	0000050233	\$ 19,897	\$19,897	493	Clifton Forge (Town)	
26ATL	0000052069	\$ 37,260	\$37,260	494	Bedford (Town)	
26ATL	0000054945	\$ 892,525	\$892,525	510	Alexandria (City)	
1Q26ATL520	0000050112	\$ 96,373	\$96,373	520	Bristol (City)	\$96,373
1Q26ATL530	0000052059	\$ 37,169	\$37,169	530	Buena Vista (City)	\$37,169
26ATL	0000050812	\$ 260,554	\$260,554	540	Charlottesville (City)	
26ATL	0000031867	\$ 1,395,996	\$1,395,996	550	Chesapeake (City)	
26ATL	0000053600	\$ 101,696	\$101,696	570	Colonial Heights (City)	
26ATL	0000052063	\$ 32,110	\$32,110	580	Covington (City)	
26ATL	0000052049	\$ 238,373	\$238,373	590	Danville (City)	
1Q26ATL595	0000052051	\$ 32,272	\$32,272	595	Emporia (City)	\$32,272
1Q26ATL600	0000051004	\$ 135,143	\$135,143	600	Fairfax (City)	\$135,143
26ATL	0000051011	\$ 82,040	\$82,040	610	Falls Church (City)	
26ATL	0000052054	\$ 45,783	\$45,783	620	Franklin (City)	
26ATL	0000050171	\$ 156,613	\$156,613	630	Fredericksburg (City)	
1Q26ATL640	0000050227	\$ 37,611	\$37,611	640	Galax (City)	\$37,611
26ATL	0000046247	\$ 767,607	\$767,607	650	Hampton (City)	
1Q26ATL660	0000050309	\$ 289,999	\$289,999	660	Harrisonburg (City)	\$289,999
26ATL	0000052045	\$ 128,914	\$128,914	670	Hopewell (City)	
26ATL	0000050325	\$ 40,969	\$40,969	678	Lexington (City)	
26ATL	0000046250	\$ 442,207	\$442,207	680	Lynchburg (City)	
26ATL	0000050857	\$ 239,392	\$239,392	683	Manassas (City)	
1Q26ATL685	0000050224	\$ 96,373	\$96,373	685	Manassas Park (City)	\$96,373
1Q26ATL690	0000052037	\$ 75,475	\$75,475	690	Martinsville (City)	\$75,475

Fire Programs Fund - Aid to Localities
FY2026
Allocations and Payments

INVOICE#	Vendor ID	FY2026 Allocation	ACTUAL 2026 Allocation	FIPS Code	Description	Allocation Payments Made
		Allocation	Allocation			EFT Amount at 100%
1Q26ATL700	0000050480	\$ 1,042,410	\$1,042,410	700	Newport News (City)	\$1,042,410
26ATL	0000050446	\$ 1,332,096	\$1,332,096	710	Norfolk (City)	
26ATL	0000050225	\$ 30,000	\$30,000	720	Norton (City)	
26ATL	0000046251	\$ 187,262	\$187,262	730	Petersburg (City)	
1Q26ATL735	0000050231	\$ 69,738	\$69,738	735	Poquoson (City)	\$69,738
1Q26ATL740	0000050162	\$ 548,023	\$548,023	740	Portsmouth (City)	\$548,023
26ATL	0000054639	\$ 89,943	\$89,943	750	Radford (City)	
26ATL	0000058592	\$ 1,268,319	\$1,268,319	760	Richmond (City)	
26ATL	0000052033	\$ 559,754	\$559,754	770	Roanoke (City)	
26ATL	0000054643	\$ 141,860	\$141,860	775	Salem (City)	
26ATL	0000052026	\$ 144,121	\$144,121	790	Staunton (City)	
26ATL	0000053296	\$ 527,924	\$527,924	800	Suffolk (City)	
26ATL	0000050813	\$ 2,571,619	\$2,571,619	810	Virginia Beach (City)	
26ATL	0000052017	\$ 124,229	\$124,229	820	Waynesboro (City)	
26ATL	0000053210	\$ 86,333	\$86,333	830	Williamsburg (City)	
26ATL	0000051009	\$ 157,386	\$157,386	840	Winchester (City)	
						<u>\$18,002,608</u>

Pay Cycle	Trans Date	Amount	% Funds	# of Localities	% of Localities
1	Pending	\$18,002,608	36.1%	96	29.8%
2	Pending	\$ -	0.0%	0	0.0%
3	Pending	\$ -	0.0%	0	0.0%
4	Pending	\$ -	0.0%	0	0.0%
4.2	Pending	\$ -	0.0%	0	0.0%
Funds Released		\$18,002,608	36.1%	96	29.8%
Total Funds Not Released		\$31,798,225	63.9%	226	70.2%
ATL Total		\$49,800,833	100.0%	322	100.0%

	Not Paid Yet
	Eligible for Payment in Next Cycle
	Paid
	Documents Received and Pending Review
	Suspended Payments Until Documentation is Received