

**Fire Programs Fund - Aid to Localities**  
**FY2025**  
**Allocations and Payments**

INVOICE#	Vendor ID	FY2025 Allocation	ACTUAL 2025 Allocation	FIPS Code	Description	Allocation Payments Made
		Allocation	Allocation			EFT Amount at 100%
2Q25ATL001	0000062868	\$ 124,561	\$124,561	001	Accomack Co.	\$124,561
4Q25ATL003	0000055787	\$ 573,525	\$573,525	003	Albemarle Co.	\$573,525
4Q25ATL005	0000050451	\$ 75,111	\$75,111	005	Alleghany Co.	\$75,111
2Q25ATL007	0000050352	\$ 67,982	\$67,982	007	Amelia Co.	\$67,982
4Q25ATL009	0000050709	\$ 149,632	\$149,632	009	Amherst Co.	\$149,632
2Q25ATL011	0000070541	\$ 72,179	\$72,179	011	Appomattox Co.	\$72,179
2Q25ATL013	0000055179	\$ 1,223,027	\$1,223,027	013	Arlington Co.	\$1,223,027
4Q25ATL015	0000053514	\$ 392,492	\$392,492	015	Augusta Co.	\$392,492
2Q25ATL017	0000054962	\$ 30,000	\$30,000	017	Bath Co.	\$30,000
4Q25ATL019	0000053192	\$ 373,120	\$373,120	019	Bedford Co.	\$373,120
4Q25ATL021	0000049994	\$ 32,133	\$32,133	021	Bland Co.	\$32,133
4Q25ATL023	0000059429	\$ 159,831	\$159,831	023	Botetourt Co.	\$159,831
4Q25ATL025	0000052074	\$ 73,266	\$73,266	025	Brunswick Co.	\$73,266
4Q25ATL027	0000058371	\$ 99,834	\$99,834	027	Buchanan Co.	\$99,834
1Q25ATL029	0000050819	\$ 83,987	\$83,987	029	Buckingham Co.	\$83,987
2Q25ATL031	0000053925	\$ 262,540	\$262,540	031	Campbell Co.	\$262,540
1Q25ATL033	0000050384	\$ 151,303	\$151,303	033	Caroline Co.	\$151,303
4Q25ATL035	0000050477	\$ 134,637	\$134,637	035	Carroll Co.	\$134,637
4Q25ATL036	0000101865	\$ 34,711	\$34,711	036	Charles City Co.	\$34,711
2Q25ATL037	0000087842	\$ 48,441	\$48,441	037	Charlotte Co.	\$48,441
1Q25ATL041	0000055186	\$ 1,868,281	\$1,868,281	041	Chesterfield Co.	\$1,868,281
2Q25ATL043	0000065373	\$ 48,482	\$48,482	043	Clarke Co.	\$48,482
1Q25ATL045	0000054437	\$ 30,000	\$30,000	045	Craig Co.	\$30,000
4Q25ATL047	0000052065	\$ 166,509	\$166,509	047	Culpeper Co.	\$166,509
3Q25ATL049	0000050267	\$ 46,914	\$46,914	049	Cumberland Co.	\$46,914
3Q25ATL051	0000032598	\$ 61,596	\$61,596	051	Dickenson Co.	\$61,596
2Q25ATL053	0000053747	\$ 140,884	\$140,884	053	Dinwiddie Co.	\$140,884
1Q25ATL057	0000111456	\$ 43,080	\$43,080	057	Essex Co.	\$43,080
1Q25ATL059	0000056645	\$ 5,666,249	\$5,666,249	059	Fairfax Co.	\$5,666,249
2Q25ATL061	0000053804	\$ 317,973	\$317,973	061	Fauquier Co.	\$317,973
2Q25ATL063	0000111457	\$ 77,017	\$77,017	063	Floyd Co.	\$77,017
4Q25ATL065	0000053940	\$ 139,454	\$139,454	065	Fluvanna Co.	\$139,454
4Q25ATL067	0000054829	\$ 252,736	\$252,736	067	Franklin Co.	\$252,736
3Q25ATL069	0000046246	\$ 451,239	\$451,239	069	Frederick Co.	\$451,239
1Q25ATL071	0000055332	\$ 50,168	\$50,168	071	Giles Co.	\$50,168
2Q25ATL073	50435	\$ 198,391	\$198,391	073	Gloucester Co.	\$198,391
1Q25ATL075	0000050207	\$ 126,724	\$126,724	075	Goochland Co.	\$126,724
4Q25ATL077	0000053275	\$ 70,350	\$70,350	077	Grayson Co.	\$70,350
4Q25ATL079	0000050255	\$ 103,539	\$103,539	079	Greene Co.	\$103,539
3Q25ATL081	0000050198	\$ 55,723	\$55,723	081	Greensville Co.	\$55,723
1Q25ATL083	0000056801	\$ 126,509	\$126,509	083	Halifax Co.	\$126,509
2Q25ATL085	0000046248	\$ 524,864	\$524,864	085	Hanover Co.	\$524,864
4Q25ATL087	0000046249	\$ 1,713,718	\$1,713,718	087	Henrico Co.	\$1,713,718
1Q25ATL089	0000053938	\$ 257,251	\$257,251	089	Henry Co.	\$257,251
4Q25ATL091	0000050955	\$ 30,000	\$30,000	091	Highland Co.	\$30,000
4Q25ATL093	0000055532	\$ 140,049	\$140,049	093	Isle of Wight Co.	\$140,049
1Q25ATL095	0000055943	\$ 401,046	\$401,046	095	James City Co.	\$401,046
4Q25ATL097	0000054590	\$ 33,866	\$33,866	097	King & Queen Co.	\$33,866
4Q25ATL099	0000052252	\$ 136,953	\$136,953	099	King George Co.	\$136,953
4Q25ATL101	0000051259	\$ 73,778	\$73,778	101	King William Co.	\$73,778
4Q25ATL103	0000053598	\$ 44,551	\$44,551	103	Lancaster Co.	\$44,551
4Q25ATL105	0000054484	\$ 100,843	\$100,843	105	Lee Co.	\$100,843
4Q25ATL107	0000053614	\$ 1,839,802	\$1,839,802	107	Loudoun Co.	\$1,839,802

**Fire Programs Fund - Aid to Localities**  
**FY2025**  
**Allocations and Payments**

INVOICE#	Vendor ID	FY2025 Allocation	ACTUAL 2025 Allocation	FIPS Code	Description	Allocation Payments Made
		Allocation	Allocation			EFT Amount at 100%
1Q25ATL109	0000053902	\$ 180,085	\$180,085	109	Louisa Co.	\$180,085
3Q25ATL111	0000053227	\$ 46,586	\$46,586	111	Lunenburg Co.	\$46,586
1Q25ATL113	0000065252	\$ 69,863	\$69,863	113	Madison Co.	\$69,863
4Q25ATL115	0000052038	\$ 43,731	\$43,731	115	Mathews Co.	\$43,731
1Q25ATL117	0000050100	\$ 109,233	\$109,233	117	Mecklenburg Co.	\$109,233
1Q25ATL119	0000111460	\$ 51,931	\$51,931	119	Middlesex Co.	\$51,931
1Q25ATL121	0000050705	\$ 161,676	\$161,676	121	Montgomery Co.	\$161,676
2Q25ATL125	0000053203	\$ 75,721	\$75,721	125	Nelson Co.	\$75,721
1Q25ATL127	0000052040	\$ 117,591	\$117,591	127	New Kent Co.	\$117,591
1Q25ATL131	0000052041	\$ 42,183	\$42,183	131	Northampton Co.	\$42,183
1Q25ATL133	0000052042	\$ 60,300	\$60,300	133	Northumberland Co.	\$60,300
1Q25ATL135	0000053332	\$ 49,256	\$49,256	135	Nottoway Co.	\$49,256
2Q25ATL137	0000050424	\$ 153,604	\$153,604	137	Orange Co.	\$153,604
4Q25ATL139	0000054904	\$ 75,280	\$75,280	139	Page Co.	\$75,280
4Q25ATL141	0000052044	\$ 82,906	\$82,906	141	Patrick Co.	\$82,906
1Q25ATL143	0000050289	\$ 290,542	\$290,542	143	Pittsylvania Co.	\$290,542
2Q25ATL145	0000053856	\$ 155,454	\$155,454	145	Powhatan Co.	\$155,454
4Q25ATL147	0000050662	\$ 76,233	\$76,233	147	Prince Edward Co.	\$76,233
4Q25ATL149	0000053261	\$ 220,423	\$220,423	149	Prince George Co.	\$220,423
4Q25ATL153	0000055571	\$ 2,425,970	\$2,425,970	153	Prince William Co.	\$2,425,970
1Q25ATL155	0000054816	\$ 113,430	\$113,430	155	Pulaski Co.	\$113,430
1Q25ATL157	0000111465	\$ 37,217	\$37,217	157	Rappahannock Co.	\$37,217
1Q25ATL159	0000106394	\$ 37,340	\$37,340	159	Richmond Co.	\$37,340
1Q25ATL161	0000050429	\$ 455,452	\$455,452	161	Roanoke Co.	\$455,452
2Q25ATL163	0000065811	\$ 108,956	\$108,956	163	Rockbridge Co.	\$108,956
4Q25ATL165	0000054078	\$ 318,073	\$318,073	165	Rockingham Co.	\$318,073
1Q25ATL167	0000054782	\$ 108,167	\$108,167	167	Russell Co.	\$108,167
3Q25ATL169	0000053650	\$ 89,743	\$89,743	169	Scott Co.	\$89,743
2Q25ATL171	0000052023	\$ 131,844	\$131,844	171	Shenandoah Co.	\$131,844
4Q25ATL173	0000050759	\$ 106,276	\$106,276	173	Smyth Co.	\$106,276
4Q25ATL175	0000050178	\$ 78,555	\$78,555	175	Southampton Co.	\$78,555
1Q25ATL177	0000055945	\$ 717,653	\$717,653	177	Spotsylvania Co.	\$717,653
4Q25ATL179	0000054931	\$ 804,239	\$804,239	179	Stafford Co.	\$804,239
3Q25ATL181	0000055792	\$ 30,000	\$30,000	181	Surry Co.	\$30,000
4Q25ATL183	0000050427	\$ 39,831	\$39,831	183	Sussex Co.	\$39,831
4Q25ATL185	0000060489	\$ 124,274	\$124,274	185	Tazewell Co.	\$124,274
4Q25ATL187	0000050002	\$ 131,793	\$131,793	187	Warren Co.	\$131,793
1Q25ATL191	0000057281	\$ 221,591	\$221,591	191	Washington Co.	\$221,591
3Q25ATL193	0000070476	\$ 72,958	\$72,958	193	Westmoreland Co.	\$72,958
4Q25ATL195	0000046254	\$ 119,385	\$119,385	195	Wise Co.	\$119,385
3Q25ATL197	0000053846	\$ 94,703	\$94,703	197	Wythe Co.	\$94,703
1Q25ATL199	0000053349	\$ 358,975	\$358,975	199	York Co.	\$358,975
1Q25ATL300	0000050760	\$ 42,926	\$42,926	300	Abingdon (Town)	\$42,926
4Q25ATL301	0000111328	\$ 15,000	\$15,000	301	Accomac (Town)	\$15,000
4Q25ATL302	0000062562	\$ 15,000	\$15,000	302	Alberta (Town)	\$15,000
1Q25ATL303	0000050230	\$ 17,311	\$17,311	303	Altavista (Town)	\$17,311
2Q25ATL304	0000052076	\$ 15,000	\$15,000	304	Amherst (Town)	\$15,000
1Q25ATL305	0000052066	\$ 15,000	\$15,000	305	Appalachia (Town)	\$15,000
4Q25ATL306	0000052067	\$ 15,000	\$15,000	306	Appomattox (Town)	\$15,000
1Q25ATL307	0000052068	\$ 38,770	\$38,770	307	Ashland (Town)	\$38,770
2Q25ATL308	0001344273	\$ 15,000	\$15,000	308	Belle Haven (Town)	\$15,000
1Q25ATL309	0000052070	\$ 23,441	\$23,441	309	Berryville (Town)	\$23,441
4Q25ATL310	0000052071	\$ 26,926	\$26,926	310	Big Stone Gap (Town)	\$26,926

**Fire Programs Fund - Aid to Localities**  
**FY2025**  
**Allocations and Payments**

INVOICE#	Vendor ID	FY2025 Allocation	ACTUAL 2025 Allocation	FIPS Code	Description	Allocation Payments Made
		Allocation	Allocation			EFT Amount at 100%
2Q25ATL311	0000050234	\$ 229,730	\$229,730	311	Blacksburg (Town)	\$229,730
1Q25ATL312	0000052072	\$ 17,179	\$17,179	312	Blackstone (Town)	\$17,179
1Q25ATL313	0000118657	\$ 15,000	\$15,000	313	Bloxom (Town)	\$15,000
1Q25ATL314	0000052073	\$ 26,117	\$26,117	314	Bluefield (Town)	\$26,117
2Q25ATL315	0000111471	\$ 15,000	\$15,000	315	Boones Mill (Town)	\$15,000
4Q25ATL316	0000050445	\$ 15,000	\$15,000	316	Bowling Green (Town)	\$15,000
4Q25ATL317	0000058960	\$ 15,000	\$15,000	317	Boyce (Town)	\$15,000
1Q25ATL318	0000055979	\$ 15,000	\$15,000	318	Boydton (Town)	\$15,000
4Q25ATL319	0000111470	\$ 15,000	\$15,000	319	Boykins (Town)	\$15,000
4Q25ATL320	0000111300	\$ 15,000	\$15,000	320	Branchville (Town)	\$15,000
4Q25ATL321	0000050232	\$ 33,804	\$33,804	321	Bridgewater (Town)	\$33,804
3Q25ATL322	0000052256	\$ 21,371	\$21,371	322	Broadway (Town)	\$21,371
1Q25ATL323	0000056906	\$ 15,000	\$15,000	323	Brodnax (Town)	\$15,000
3Q25ATL324	0000058607	\$ 15,000	\$15,000	324	Brookneal (Town)	\$15,000
1Q25ATL325	0000050152	\$ 15,000	\$15,000	325	Buchanan (Town)	\$15,000
1Q25ATL326	0000091067	\$ 15,000	\$15,000	326	Burkeville (Town)	\$15,000
1Q25ATL327	0000055292	\$ 15,000	\$15,000	327	Cape Charles (Town)	\$15,000
4Q25ATL328	0000052230	\$ 15,000	\$15,000	328	Capron (Town)	\$15,000
4Q25ATL329	0000056679	\$ 15,000	\$15,000	329	Cedar Bluff (Town)	\$15,000
1Q25ATL330	0000111331	\$ 15,000	\$15,000	330	Charlotte C. H. (Town)	\$15,000
1Q25ATL331	0000052060	\$ 15,000	\$15,000	331	Chase City (Town)	\$15,000
4Q25ATL332	0000050412	\$ 15,000	\$15,000	332	Chatham (Town)	\$15,000
4Q25ATL333	0000057896	\$ 15,000	\$15,000	333	Cheriton (Town)	\$15,000
4Q25ATL334	0000050786	\$ 15,000	\$15,000	334	Chilhowie (Town)	\$15,000
4Q25ATL335	0000053359	\$ 17,138	\$17,138	335	Chincoteague (Town)	\$17,138
1Q25ATL336	0000052061	\$ 119,657	\$119,657	336	Christiansburg (Town)	\$119,657
4Q25ATL337	0000111224	\$ 15,000	\$15,000	337	Claremont (Town)	\$15,000
4Q25ATL338	0000050195	\$ 15,000	\$15,000	338	Clarksville (Town)	\$15,000
1Q25ATL339	0000111481	\$ 15,000	\$15,000	339	Cleveland (Town)	\$15,000
1Q25ATL340	0000052608	\$ 15,000	\$15,000	340	Clifton (Town)	\$15,000
4Q25ATL341	0000111390	\$ 15,000	\$15,000	341	Clinchport (Town)	\$15,000
2Q25ATL342	0000111454	\$ 15,000	\$15,000	342	Clintwood (Town)	\$15,000
1Q25ATL344	0000052062	\$ 15,000	\$15,000	344	Coeburn (Town)	\$15,000
4Q25ATL345	0000046245	\$ 20,028	\$20,028	345	Colonial Beach (Town)	\$20,028
1Q25ATL347	0000056971	\$ 15,000	\$15,000	347	Courtland (Town)	\$15,000
1Q25ATL348	0000069397	\$ 15,000	\$15,000	348	Craigsville (Town)	\$15,000
2Q25ATL349	0000053028	\$ 15,000	\$15,000	349	Crewe (Town)	\$15,000
3Q25ATL350	0000052064	\$ 102,816	\$102,816	350	Culpeper (Town)	\$102,816
4Q25ATL351	0000063733	\$ 15,000	\$15,000	351	Damascus (Town)	\$15,000
4Q25ATL352	0000052251	\$ 15,000	\$15,000	352	Dayton (Town)	\$15,000
Q25ATL	0000111484	\$ 15,000	\$15,000	353	Dendron (Town)	
3Q25ATL354	0000053236	\$ 15,000	\$15,000	354	Dillwyn (Town)	\$15,000
1Q25ATL355	0000111476	\$ 15,000	\$15,000	355	Drakes Branch (Town)	\$15,000
2Q25ATL357	0000050353	\$ 15,000	\$15,000	357	Dublin (Town)	\$15,000
4Q25ATL358	0000111000	\$ 15,000	\$15,000	358	Duffield (Town)	\$15,000
4Q25ATL359	0000052219	\$ 29,104	\$29,104	359	Dumfries (Town)	\$29,104
1Q25ATL360	0000091830	\$ 15,000	\$15,000	360	Dungannon (Town)	\$15,000
4Q25ATL361	0000111482	\$ 15,000	\$15,000	361	Eastville (Town)	\$15,000
1Q25ATL362	0000052050	\$ 15,000	\$15,000	362	Edinburg (Town)	\$15,000
4Q25ATL363	0000053030	\$ 15,072	\$15,072	363	Elkton (Town)	\$15,072
4Q25ATL364	0000055950	\$ 15,000	\$15,000	364	Exmore (Town)	\$15,000
1Q25ATL365	0000052052	\$ 38,299	\$38,299	365	Farmville (Town)	\$38,299
1Q25ATL366	0000052141	\$ 15,000	\$15,000	366	Fincastle (Town)	\$15,000

**Fire Programs Fund - Aid to Localities**  
**FY2025**  
**Allocations and Payments**

INVOICE#	Vendor ID	FY2025 Allocation	ACTUAL 2025 Allocation	FIPS Code	Description	Allocation Payments Made
		Allocation	Allocation			EFT Amount at 100%
1Q25ATL367	0000059083	\$ 15,000	\$15,000	367	Floyd (Town)	\$15,000
4Q25ATL368	0000055522	\$ 15,000	\$15,000	368	Fries (Town)	\$15,000
2Q25ATL369	0000052056	\$ 76,930	\$76,930	369	Front Royal (Town)	\$76,930
1Q25ATL370	0000051481	\$ 15,000	\$15,000	370	Gate City (Town)	\$15,000
1Q25ATL371	0000111477	\$ 15,000	\$15,000	371	Glade Spring (Town)	\$15,000
3Q25ATL372	0000050956	\$ 15,000	\$15,000	372	Glasgow (Town)	\$15,000
Q25ATL	0000060236	\$ 15,000	\$15,000	373	Glen Lyn (Town)	
1Q25ATL374	0000056153	\$ 15,000	\$15,000	374	Gordonsville (Town)	\$15,000
4Q25ATL375	0000111330	\$ 15,000	\$15,000	375	Goshen (Town)	\$15,000
4Q25ATL376	0000052009	\$ 15,000	\$15,000	376	Gretna (Town)	\$15,000
4Q25ATL377	0000050222	\$ 15,000	\$15,000	377	Grottoes (Town)	\$15,000
1Q25ATL378	0000050983	\$ 15,000	\$15,000	378	Grundy (Town)	\$15,000
4Q25ATL379	0000052058	\$ 15,000	\$15,000	379	Halifax (Town)	\$15,000
1Q25ATL380	0000111336	\$ 15,000	\$15,000	380	Hallwood (Town)	\$15,000
Q25ATL	0000054672	\$ 15,000	\$15,000	381	Hamilton (Town)	
1Q25ATL382	0000050019	\$ 15,000	\$15,000	382	Haymarket (Town)	\$15,000
4Q25ATL383	0000111475	\$ 15,000	\$15,000	383	Haysi (Town)	\$15,000
1Q25ATL384	0000050223	\$ 126,355	\$126,355	384	Herndon (Town)	\$126,355
1Q25ATL385	0000065319	\$ 15,000	\$15,000	385	Hillsboro (Town)	\$15,000
1Q25ATL386	0000050027	\$ 15,000	\$15,000	386	Hillsville (Town)	\$15,000
4Q25ATL387	0000111478	\$ 15,000	\$15,000	387	Honaker (Town)	\$15,000
4Q25ATL388	0000111282	\$ 15,000	\$15,000	388	Hurt (Town)	\$15,000
1Q25ATL389	0000052004	\$ 15,000	\$15,000	389	Independence (Town)	\$15,000
2Q25ATL390	0000111458	\$ 15,000	\$15,000	390	Iron Gate (Town)	\$15,000
4Q25ATL391	0000100896	\$ 15,000	\$15,000	391	Irvington (Town)	\$15,000
3Q25ATL392	0000111319	\$ 15,000	\$15,000	392	Ivor (Town)	\$15,000
1Q25ATL393	0000111459	\$ 15,000	\$15,000	393	Jarratt (Town)	\$15,000
4Q25ATL394	0000052010	\$ 15,000	\$15,000	394	Jonesville (Town)	\$15,000
1Q25ATL395	0000111345	\$ 15,000	\$15,000	395	Keller (Town)	\$15,000
4Q25ATL396	0000092309	\$ 15,000	\$15,000	396	Kenbridge (Town)	\$15,000
1Q25ATL397	0000091031	\$ 15,000	\$15,000	397	Keysville (Town)	\$15,000
4Q25ATL398	0000053758	\$ 15,000	\$15,000	398	Kilmarnock (Town)	\$15,000
1Q25ATL399	0000055136	\$ 15,000	\$15,000	399	La Crosse (Town)	\$15,000
2Q25ATL400	0000052046	\$ 15,000	\$15,000	400	Lawrenceville (Town)	\$15,000
4Q25ATL401	0000052005	\$ 16,190	\$16,190	401	Lebanon (Town)	\$16,190
4Q25ATL402	0000052047	\$ 247,278	\$247,278	402	Leesburg (Town)	\$247,278
3Q25ATL403	0000107402	\$ 15,000	\$15,000	403	Louisa (Town)	\$15,000
4Q25ATL404	0000054794	\$ 15,000	\$15,000	404	Lovettsville (Town)	\$15,000
1Q25ATL405	0000052048	\$ 24,759	\$24,759	405	Luray (Town)	\$24,759
2Q25ATL406	0000111293	\$ 15,000	\$15,000	406	Madison (town)	\$15,000
4Q25ATL407	0000052036	\$ 29,473	\$29,473	407	Marion (Town)	\$29,473
1Q25ATL408	0000111473	\$ 15,000	\$15,000	408	McKenney (Town)	\$15,000
4Q25ATL409	0000111381	\$ 15,000	\$15,000	409	Melfa (Town)	\$15,000
4Q25ATL410	0000096053	\$ 15,000	\$15,000	410	Middleburg (Town)	\$15,000
4Q25ATL411	0000052012	\$ 15,000	\$15,000	411	Middletown (Town)	\$15,000
3Q25ATL412	0000111273	\$ 15,000	\$15,000	412	Mineral (Town)	\$15,000
Q25ATL	0000050454	\$ 15,000	\$15,000	413	Monterey (Town)	
1Q25ATL414	0000111469	\$ 15,000	\$15,000	414	Montross (Town)	\$15,000
4Q25ATL415	0000111399	\$ 15,000	\$15,000	415	Mount Crawford (Town)	\$15,000
1Q25ATL416	0000053647	\$ 15,000	\$15,000	416	Mount Jackson (Town)	\$15,000
4Q25ATL417	0000050228	\$ 15,000	\$15,000	417	Narrows (Town)	\$15,000
1Q25ATL418	0000111317	\$ 15,000	\$15,000	418	Nassawadox (Town)	\$15,000
1Q25ATL419	0000106014	\$ 15,000	\$15,000	419	New Castle (Town)	\$15,000

**Fire Programs Fund - Aid to Localities**  
**FY2025**  
**Allocations and Payments**

INVOICE#	Vendor ID	FY2025 Allocation	ACTUAL 2025 Allocation	FIPS Code	Description	Allocation Payments Made
		Allocation	Allocation			EFT Amount at 100%
4Q25ATL420	0000050311	\$ 15,000	\$15,000	420	New Market (Town)	\$15,000
4Q25ATL421	0000111347	\$ 15,000	\$15,000	421	Newsoms (Town)	\$15,000
1Q25ATL422	0000052140	\$ 15,000	\$15,000	422	Nickelsville (Town)	\$15,000
4Q25ATL423	0000111286	\$ 15,000	\$15,000	423	Occoquan (Town)	\$15,000
1Q25ATL424	0000052043	\$ 15,000	\$15,000	424	Onancock (Town)	\$15,000
2Q25ATL425	0000111489	\$ 15,000	\$15,000	425	Onley (Town)	\$15,000
1Q25ATL426	0000050235	\$ 25,010	\$25,010	426	Orange (Town)	\$25,010
2Q25ATL427	0000111333	\$ 15,000	\$15,000	427	Painter (Town)	\$15,000
4Q25ATL428	0000053869	\$ 15,000	\$15,000	428	Pamplin (Town)	\$15,000
1Q25ATL429	0000111462	\$ 15,000	\$15,000	429	Parksley (Town)	\$15,000
1Q25ATL430	0000052030	\$ 15,000	\$15,000	430	Pearisburg (Town)	\$15,000
1Q25ATL431	0000111468	\$ 15,000	\$15,000	431	Pembroke (Town)	\$15,000
4Q25ATL432	0000055680	\$ 15,000	\$15,000	432	Pennington Gap (Town)	\$15,000
3Q25ATL433	0000111332	\$ 15,000	\$15,000	433	Phenix (Town)	\$15,000
4Q25ATL434	0000111463	\$ 15,000	\$15,000	434	Pocahontas (Town)	\$15,000
Q25ATL	0000111391	\$ 15,000	\$15,000	435	Port Royal (Town)	
4Q25ATL436	0000111464	\$ 15,000	\$15,000	436	Pound (Town)	\$15,000
1Q25ATL437	0000050229	\$ 46,048	\$46,048	437	Pulaski (Town)	\$46,048
1Q25ATL438	0000052031	\$ 45,760	\$45,760	438	Purcellville (Town)	\$45,760
4Q25ATL439	0000056489	\$ 15,000	\$15,000	439	Quantico (Town)	\$15,000
4Q25ATL440	0000111280	\$ 15,000	\$15,000	440	Remington (Town)	\$15,000
1Q25ATL441	0000058547	\$ 15,000	\$15,000	441	Rich Creek (Town)	\$15,000
2Q25ATL442	0000052032	\$ 26,962	\$26,962	442	Richlands (Town)	\$26,962
4Q25ATL443	0000111316	\$ 15,000	\$15,000	443	Ridgeway (Town)	\$15,000
1Q25ATL444	0000052035	\$ 25,128	\$25,128	444	Rocky Mount (Town)	\$25,128
4Q25ATL445	0000111271	\$ 15,000	\$15,000	445	Round Hill (Town)	\$15,000
4Q25ATL446	0000052021	\$ 15,000	\$15,000	446	Rural Retreat (Town)	\$15,000
4Q25ATL448	0000053216	\$ 15,000	\$15,000	448	Saint Paul (Town)	\$15,000
4Q25ATL449	0000050226	\$ 15,000	\$15,000	449	Saltville (Town)	\$15,000
1Q25ATL450	0000111325	\$ 15,000	\$15,000	450	Saxis (Town)	\$15,000
4Q25ATL451	0000111323	\$ 15,000	\$15,000	451	Scottsburg (Town)	\$15,000
Q25ATL	0000053340	\$ 15,000	\$15,000	452	Scottsville (Town)	
1Q25ATL453	0000052022	\$ 15,000	\$15,000	453	Shenandoah (Town)	\$15,000
2Q25ATL454	0000054953	\$ 43,731	\$43,731	454	Smithfield (Town)	\$43,731
1Q25ATL455	0000052024	\$ 24,036	\$24,036	455	South Hill (Town)	\$24,036
4Q25ATL456	0000111488	\$ 15,000	\$15,000	456	Stanardsville (Town)	\$15,000
4Q25ATL457	0000050351	\$ 15,000	\$15,000	457	Stanley (Town)	\$15,000
4Q25ATL458	0000052027	\$ 15,000	\$15,000	458	Stephens City (Town)	\$15,000
4Q25ATL459	0000111272	\$ 15,000	\$15,000	459	Stony Creek (Town)	\$15,000
2Q25ATL460	0000052028	\$ 36,300	\$36,300	460	Strasburg (Town)	\$36,300
4Q25ATL461	0000055053	\$ 15,000	\$15,000	461	Stuart (Town)	\$15,000
4Q25ATL462	0000111304	\$ 15,000	\$15,000	462	Surry (Town)	\$15,000
4Q25ATL463	0000056407	\$ 15,000	\$15,000	463	Tangier (Town)	\$15,000
1Q25ATL464	0000050444	\$ 15,000	\$15,000	464	Tappahannock (Town)	\$15,000
4Q25ATL465	0000052029	\$ 22,990	\$22,990	465	Tazewell (Town)	\$22,990
2Q25ATL466	0000056846	\$ 15,000	\$15,000	466	The Plains (Town)	\$15,000
1Q25ATL467	0000052011	\$ 15,185	\$15,185	467	Timberville (Town)	\$15,185
4Q25ATL468	0000111363	\$ 15,000	\$15,000	468	Toms Brook (Town)	\$15,000
4Q25ATL469	0000111413	\$ 15,000	\$15,000	469	Troutdale (Town)	\$15,000
2Q25ATL470	0000050418	\$ 15,000	\$15,000	470	Troutville (Town)	\$15,000
1Q25ATL471	0000052014	\$ 15,000	\$15,000	471	Urbanna (Town)	\$15,000
4Q25ATL472	0000053029	\$ 15,000	\$15,000	472	Victoria (Town)	\$15,000
1Q25ATL473	0000051010	\$ 84,423	\$84,423	473	Vienna (Town)	\$84,423






**Fire Programs Fund - Aid to Localities**  
**FY2025**  
**Allocations and Payments**

INVOICE#	Vendor ID	FY2025 Allocation	ACTUAL 2025 Allocation	FIPS Code	Description	Allocation Payments Made
		Allocation	Allocation			EFT Amount at 100%
2Q25ATL474	0000057902	\$ 41,302	\$41,302	474	Vinton (Town)	\$41,302
3Q25ATL475	0000111466	\$ 15,000	\$15,000	475	Virgilina (Town)	\$15,000
4Q25ATL476	0000085694	\$ 15,000	\$15,000	476	Wachapreague (Town)	\$15,000
1Q25ATL477	0000050473	\$ 15,000	\$15,000	477	Wakefield (Town)	\$15,000
1Q25ATL478	0000052015	\$ 51,541	\$51,541	478	Warrenton (Town)	\$51,541
1Q25ATL479	0000052016	\$ 15,000	\$15,000	479	Warsaw (Town)	\$15,000
4Q25ATL480	0000111297	\$ 15,000	\$15,000	480	Washington (Town)	\$15,000
4Q25ATL481	0000050793	\$ 15,000	\$15,000	481	Waverly (Town)	\$15,000
4Q25ATL482	0000063018	\$ 15,000	\$15,000	482	Weber City (Town)	\$15,000
3Q25ATL483	0000050434	\$ 17,497	\$17,497	483	West Point (Town)	\$17,497
4Q25ATL484	0000111303	\$ 15,000	\$15,000	484	White Stone (Town)	\$15,000
1Q25ATL485	0000060689	\$ 15,000	\$15,000	485	Windsor (Town)	\$15,000
1Q25ATL486	0000052018	\$ 15,226	\$15,226	486	Wise (Town)	\$15,226
1Q25ATL487	0000046255	\$ 29,760	\$29,760	487	Woodstock (Town)	\$29,760
1Q25ATL488	0000052019	\$ 42,358	\$42,358	488	Wytheville (Town)	\$42,358
1Q25ATL490	0000111383	\$ 15,000	\$15,000	490	Clinchco (Town)	\$15,000
1Q25ATL492	0000046252	\$ 40,825	\$40,825	492	South Boston (Town)	\$40,825
1Q25ATL493	0000050233	\$ 18,219	\$18,219	493	Clifton Forge (Town)	\$18,219
3Q25ATL494	0000052069	\$ 34,117	\$34,117	494	Bedford (Town)	\$34,117
4Q25ATL510	0000054945	\$ 817,256	\$817,256	510	Alexandria (City)	\$817,256
1Q25ATL520	0000050112	\$ 88,246	\$88,246	520	Bristol (City)	\$88,246
1Q25ATL530	0000052059	\$ 34,035	\$34,035	530	Buena Vista (City)	\$34,035
1Q25ATL540	0000050812	\$ 238,581	\$238,581	540	Charlottesville (City)	\$238,581
2Q25ATL550	0000031867	\$ 1,278,269	\$1,278,269	550	Chesapeake (City)	\$1,278,269
4Q25ATL570	0000053600	\$ 93,120	\$93,120	570	Colonial Heights (City)	\$93,120
4Q25ATL580	0000052063	\$ 30,000	\$30,000	580	Covington (City)	\$30,000
1Q25ATL590	0000052049	\$ 218,271	\$218,271	590	Danville (City)	\$218,271
1Q25ATL595	0000052051	\$ 30,000	\$30,000	595	Emporia (City)	\$30,000
2Q25ATL600	0000051004	\$ 123,746	\$123,746	600	Fairfax (City)	\$123,746
4Q25ATL610	0000051011	\$ 75,121	\$75,121	610	Falls Church (City)	\$75,121
4Q25ATL620	0000052054	\$ 41,922	\$41,922	620	Franklin (City)	\$41,922
2Q25ATL630	0000050171	\$ 143,406	\$143,406	630	Fredericksburg (City)	\$143,406
3Q25ATL640	0000050227	\$ 34,440	\$34,440	640	Galax (City)	\$34,440
4Q25ATL650	0000046247	\$ 702,873	\$702,873	650	Hampton (City)	\$702,873
1Q25ATL660	0000050309	\$ 265,543	\$265,543	660	Harrisonburg (City)	\$265,543
4Q25ATL670	0000052045	\$ 118,042	\$118,042	670	Hopewell (City)	\$118,042
1Q25ATL678	0000050325	\$ 37,514	\$37,514	678	Lexington (City)	\$37,514
2Q25ATL680	0000046250	\$ 404,915	\$404,915	680	Lynchburg (City)	\$404,915
4Q25ATL683	0000050857	\$ 219,203	\$219,203	683	Manassas (City)	\$219,203
2Q25ATL685	0000050224	\$ 88,246	\$88,246	685	Manassas Park (City)	\$88,246
1Q25ATL690	0000052037	\$ 69,110	\$69,110	690	Martinsville (City)	\$69,110
1Q25ATL700	0000050480	\$ 954,502	\$954,502	700	Newport News (City)	\$954,502
2Q25ATL710	0000050446	\$ 1,219,758	\$1,219,758	710	Norfolk (City)	\$1,219,758
4Q25ATL720	0000050225	\$ 30,000	\$30,000	720	Norton (City)	\$30,000
4Q25ATL730	0000046251	\$ 171,470	\$171,470	730	Petersburg (City)	\$171,470
1Q25ATL735	0000050231	\$ 63,857	\$63,857	735	Poquoson (City)	\$63,857
1Q25ATL740	0000050162	\$ 501,807	\$501,807	740	Portsmouth (City)	\$501,807
1Q25ATL750	0000054639	\$ 82,358	\$82,358	750	Radford (City)	\$82,358
4Q25ATL760	0000058592	\$ 1,161,359	\$1,161,359	760	Richmond (City)	\$1,161,359
4Q25ATL770	0000052033	\$ 512,549	\$512,549	770	Roanoke (City)	\$512,549
1Q25ATL775	0000054643	\$ 129,896	\$129,896	775	Salem (City)	\$129,896
1Q25ATL790	0000052026	\$ 131,967	\$131,967	790	Staunton (City)	\$131,967
4Q25ATL800	0000053296	\$ 483,403	\$483,403	800	Suffolk (City)	\$483,403

**Fire Programs Fund - Aid to Localities**  
**FY2025**  
**Allocations and Payments**

INVOICE#	Vendor ID	Allocation	Allocation	FIPS Code	Description	EFT Amount at 100%
2Q25ATL810	0000050813	\$ 2,354,749	\$2,354,749	810	Virginia Beach (City)	\$2,354,749
2Q25ATL820	0000052017	\$ 113,753	\$113,753	820	Waynesboro (City)	\$113,753
3Q25ATL830	0000053210	\$ 79,052	\$79,052	830	Williamsburg (City)	\$79,052
1Q25ATL840	0000051009	\$ 144,113	\$144,113	840	Winchester (City)	\$144,113
						<u>\$45,703,418</u>

Pay Cycle	Trans Date	Amount	% Funds	# of Localities	% of Localities
1	9/20/2024	\$16,610,353	36.3%	117	36.3%
2	12/20/2024	\$ 10,208,580	22.3%	46	14.3%
3	3/14/2025	\$ 1,358,755	3.0%	23	7.1%
4	6/20/2025	\$ 15,974,312	34.9%	118	36.6%
4.2	6/20/2025	\$ 1,551,418	3.4%	12	3.7%
<b>Funds Released</b>		<b>\$45,703,418</b>	<b>99.8%</b>	<b>316</b>	<b>98.1%</b>
<b>Total Funds Not Released</b>		<b>\$90,000</b>	<b>0.2%</b>	<b>6</b>	<b>1.9%</b>
<b>ATL Total</b>		<b>\$45,793,418</b>	<b>100.0%</b>	<b>322</b>	<b>100.0%</b>

	Not Paid Yet
	Eligible for Payment in Next Cycle
	Paid
	Documents Received and Pending Review
	Suspended Payments Until Documentation is Received